



TAI-SAW TECHNOLOGY CO., LTD.

No. 3, Industrial 2nd Rd., Ping-Chen Industrial District,
Taoyuan, 324, Taiwan, R.O.C.

TEL: 886-3-4690038 FAX: 886-3-4697532

E-mail: tstsales@mail.taisaw.com Web: www.taisaw.com

Product Specifications Approval Sheet

Product Description: 1225MHz 850MHzBW SMD 3.8x3.8 mm SAW IF Filter

TST Parts No.: TB1372A

Customer Parts No.: _____

Company: _____
Division: _____
Approved by : _____
Date: _____

Checked by: _____ Kazuma Lee *Kazuma Lee*

Approval by: _____ Andy Yu *Andy Yu*

Date: _____ 07 / 01 / 2020

1. Customer signed back is required before TST can proceed with sample build and receive orders.
2. Orders received without customer signed back will be regarded as agreement on the specifications.
3. Any specifications changes must be approved upon by both parties and a new revision of specifications shall be released to reflect the changes.

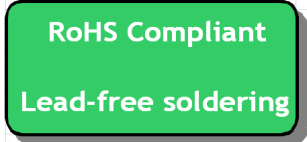
SAW Filter 1225 MHz

MODEL NO.:TB1372A

REV. NO.: 1.0

A. MAXIMUM RATING:

1. Input Power Level: 10 dBm
2. DC Voltage : 3V
3. Operating Temperature: -40°C to +85°C
4. Storage Temperature: -40°C to +85°C
5. Moisture Sensitivity Level: Level 1(MSL1)



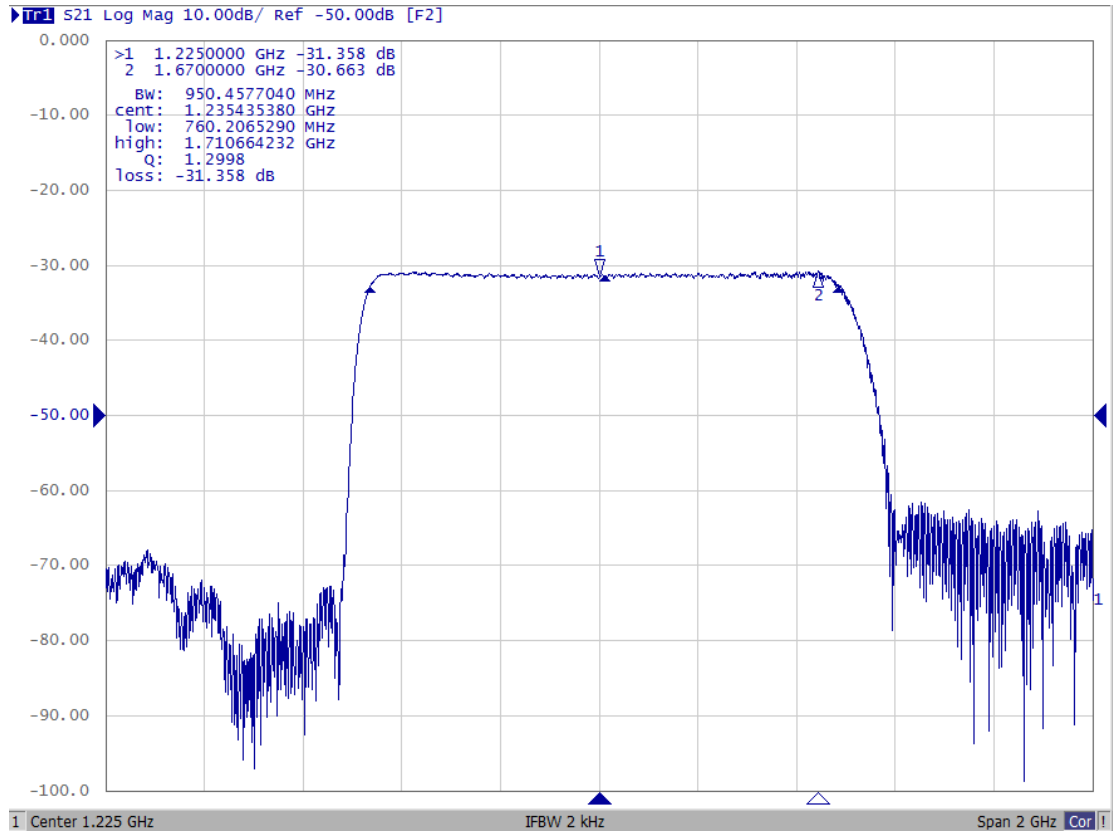
Electrostatic Sensitive Device

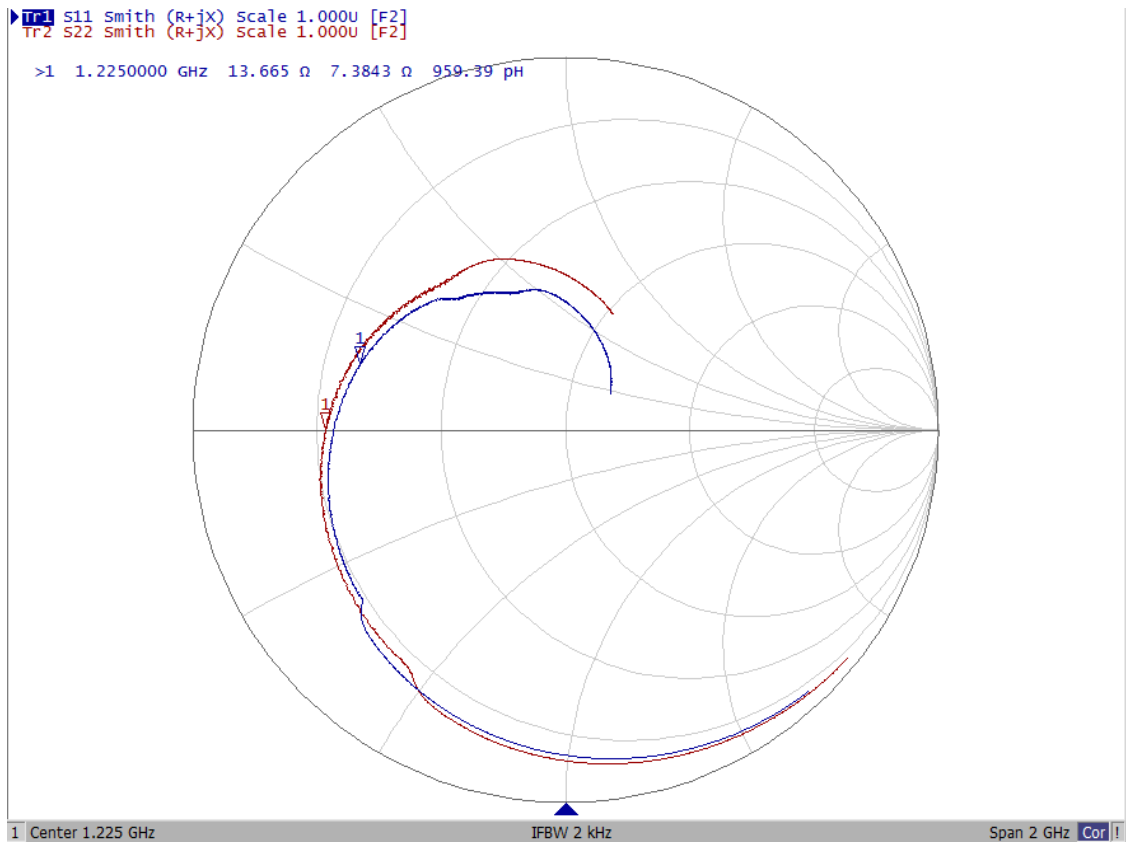
B. ELECTRICAL CHARACTERISTICS:

Ambient Temperature: 25°C

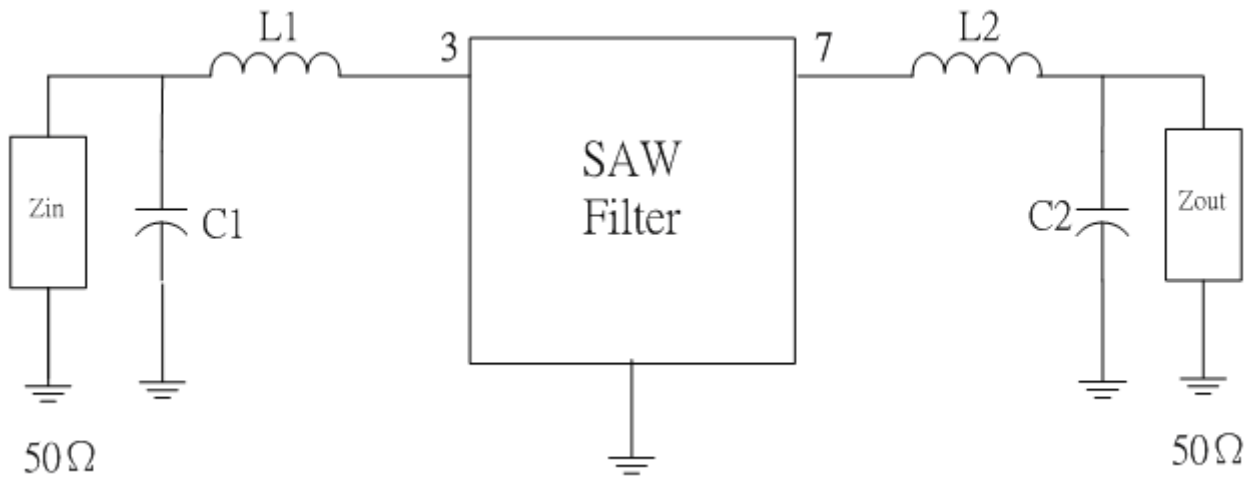
Item	Unit	Min.	Type.	Max.
Center frequency, Fc	MHz	-	1225	-
Insertion Loss, ILmin	dB	-	30.5	32
1.5dB bandwidth	MHz	850	931	-
Passband Ripple Fc+/- 425MHz	dB	-	1.0	1.5
Attenuation: (Reference level from ILmin)				
325MHz~685MHz	dB	30	41	-
1865MHz~2125MHz	dB	25	33	-
Source Impedance	Ohm	-	50	-
Load Impedance	Ohm	-	50	-

C. FREQUENCY CHARACTERISTICS:



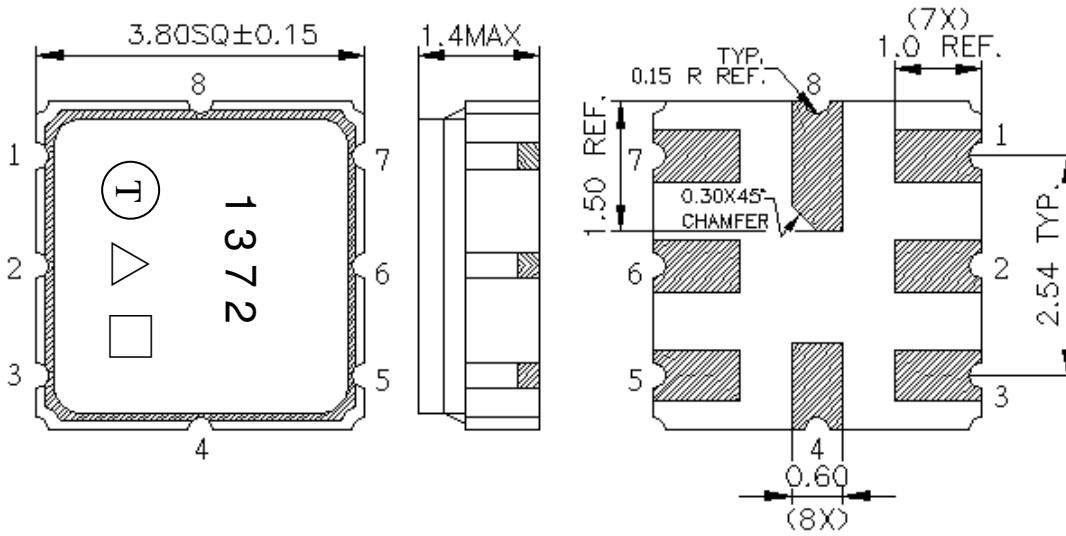


D. MEASUREMENT CIRCUIT:



$$L1=L2=1.5\text{nH } C1=C2=0.5\text{pF}$$

E.OUTLINE DRAWING:



- Pin 3 – RF input
- Pin 7 – RF output
- Others – To Be Ground
- : Week Code
- △: Product / Year Code
- Unit: mm

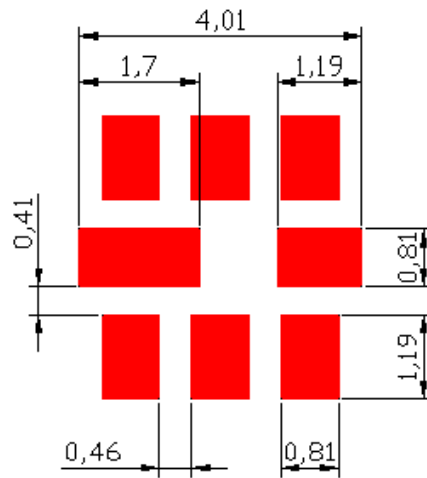
Year Code

Year	2019 2021	2020 2022
Product Code	B	b

Week Code

WK01	WK02	WK03	WK04	WK05	WK06	WK07	WK08	WK09	WK10	WK11	WK12	WK13
A	B	C	D	E	F	G	H	I	J	K	L	M
WK14	WK15	WK16	WK17	WK18	WK19	WK20	WK21	WK22	WK23	WK24	WK25	WK26
N	O	P	Q	R	S	T	U	V	W	X	Y	Z
WK27	WK28	WK29	WK30	WK31	WK32	WK33	WK34	WK35	WK36	WK37	WK38	WK39
a	b	c	d	e	f	g	h	i	j	k	l	m
WK40	WK41	WK42	WK43	WK44	WK45	WK46	WK47	WK48	WK49	WK50	WK51	WK52
n	o	p	q	r	s	t	u	v	w	x	y	z

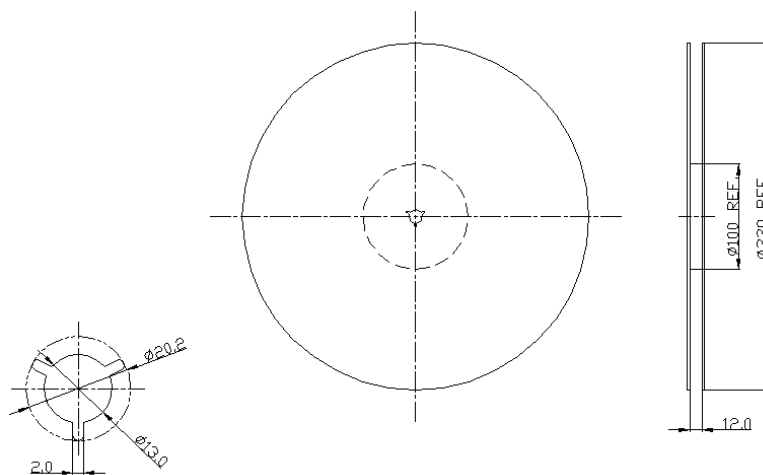
F. PCB FOOTPRINT:



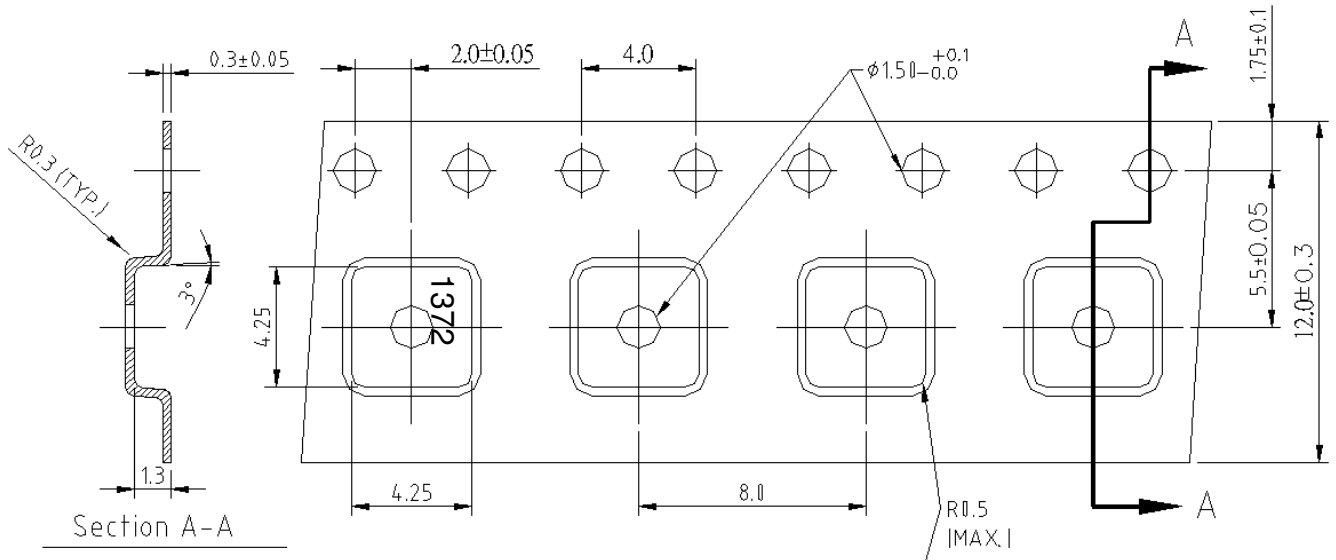
G. PACKING:

1. REEL DIMENSION

(Please refer to FR-75D10 for packing quantity and FR-75M03 for MSL)



2. TAPE DIMENSION



H. RECOMMENDED REFLOW PROFILE:

1. Preheating shall be fixed at $150 \sim 180^\circ\text{C}$ for 60~90 seconds.
2. Ascending time to preheating temperature 150°C shall be 30 seconds min.
3. Heating shall be fixed at 220°C for 50~80 seconds and at $260^\circ\text{C} \pm 0/-5^\circ\text{C}$ peak (20~40sec).
4. Time: 2 times.

